


ANNEXURE F-1

STATEMENT SHOWING EQUITY SHAREHOLDING PATTERN PRE AMALGAMATION OF APIS INDIA LIMITED AS ON 31<sup>ST</sup> MARCH 2019

Table - 1 Summary Statement holding of specified securities

Category	Category of shareholder	No. of shareholders	No. of fully paid up equity shares held	No of Partly Paid up Equity Shares	No of shares underlying deposit receipts	Total no. shares held	Shareholding as a % of total no. of shares (calculated as per SCRR, 1957) as a % of (A+B+C2)	No of voting Rights held in each class of securities			No of shares underlying Outstanding Convertible securities (including warrants)	Shareholding as a % assuming full conversion of convertible securities (as a percentage of diluted share capital) as a % of (A+B+C)	No of locked in Shares		No. of Shares pledged or otherwise encumbered		No. of equity shares held in dematerialized form
								Class (equity shares)	Class equity	Total			No.(a)	As a % of total Shares held(b)	No.(a)	As a % of total Shares held(b)	
			(IV)	(V)	(VI)	(VII)	(VIII)	(IX)			(X)	(XI)-(VII)+(X)	(XII)	(XIII)	(XIV)		
(A)	Promoter & Promoter Group	7	41,17,199	NIL	NIL	41,17,199	74.72	41,17,199	NIL	41,17,199	74.72	NIL	NIL	NIL	NIL	NIL	41,17,199
(B)	Public	12	13,92,877	NIL	NIL	13,92,877	25.28	13,92,877	NIL	13,92,877	25.28	NIL	NIL	NIL	NIL	NIL	4,13,468

*Ant Arora*  


(C0)	Non Promoter- Non Public	Nil	Nil	Nil	Nil	Nil	Nil	Nil	Nil	Nil	Nil	Nil	Nil	Nil	Nil	Nil	Nil	Nil	
(C1)	Shares underlying DRs	Nil	Nil	Nil	Nil	Nil	Nil	Nil	Nil	Nil	Nil	Nil	Nil	Nil	Nil	Nil	Nil	Nil	
(C2)	Shares held by Employee Trust	19	55,10,076	Nil	Nil	Nil	55,10,076	Nil	55,10,076	100	6	55,10,07	Nil	55,10,076	100	100	Nil	45,30,667	
	Grand Total																		

Table-2 Statement showing shareholding pattern of Promoter and Promoter Group

Category of shareholder	No of shareholders	No. of fully paid up equity shares held	No of Partly Paid up Equity Shares	No of shares underlying deposits	Total nos. shares held	Shareholding as a % of total no. of shares (calculated as per SCRR, 1957)As a % of (A+B+C2)	No of voting Rights held in each class of securities			No of shares underlying Outstanding Convertible securities (including warrants)	Shareholding as a % assuming full conversion of convertible securities as a percentage of diluted share capital) as a % of (A+B+C)	No of locked in Shares		Number of Shares pledged or otherwise encumbered		Number of equity shares held in dematerialized form			
							Class (equity shares)	Class equity	Total			Total as a % of (A+B+C)	No.(a)	As a % of total Shares held(b)	No.(a)		As a % of total Shares held(b)		



*Amith Shah*

(i)	(ii)	(iii)	(iv)	(v)	(vi)	(vii)	(viii)	(ix)				(x)	(xi)=(vii)+(x)	(xii)	(xiii)	(xiv)
1	Indian	5	39,14,159	NIL	NIL	39,14,159	71.04	39,14,159	71.04	NIL	NIL	71.04	NIL	NIL	NIL	39,14,159
(a)	Individuals/Hindu undivided Family															
	Amit Anand	1	9,64,364	NIL	NIL	9,64,364	17.50	9,64,364	17.50	NIL	NIL	17.50	NIL	NIL	NIL	9,64,364
	Vimal Anand	1	9,62,553	NIL	NIL	9,62,553	17.47	9,62,553	17.47	NIL	NIL	17.47	NIL	NIL	NIL	9,62,553
	Sakshi Anand	1	4,28,000	NIL	NIL	4,28,000	7.77	4,28,000	7.77	NIL	NIL	7.77	NIL	NIL	NIL	4,28,000
	Manisha Anand	1	4,28,000	NIL	NIL	4,28,000	7.77	4,28,000	7.77	NIL	NIL	7.77	NIL	NIL	NIL	4,28,000
	Prem Anand	1	11,31,242	NIL	NIL	11,31,242	20.53	11,31,242	20.53	NIL	NIL	20.53	NIL	NIL	NIL	11,31,242
(b)	Central government/state government	NIL	NIL	NIL	NIL	NIL	NIL	NIL	NIL	NIL	NIL	NIL	NIL	NIL	NIL	NIL
(c)	Financial institutions/Banks	NIL	NIL	NIL	NIL	NIL	NIL	NIL	NIL	NIL	NIL	NIL	NIL	NIL	NIL	NIL
(d)	Any Other (specify)	2	2,03,040	NIL	NIL	2,03,040	3.68	2,03,040	3.68	NIL	NIL	3.68	NIL	NIL	NIL	2,03,040
	APIS Natural Product Private Limited	1	59,220	NIL	NIL	59,220	1.07	59,220	1.07	NIL	NIL	1.07	NIL	NIL	NIL	59,220
	Modern Herbals Private Limited	1	1,43,820	NIL	NIL	1,43,820	2.61	1,43,820	2.61	NIL	NIL	2.61	NIL	NIL	NIL	1,43,820
	Sub Total A1	7	41,17,199	NIL	NIL	41,17,199	74.72	41,17,199	74.72	NIL	NIL	74.72	NIL	NIL	NIL	41,17,199




*Amit Anand*



Table - 3 Statement showing shareholding pattern of the public

Sl. No.	Category & Name of the Shareholders	No. of share holder	No. of fully paid up equity shares held	No. of Partly paid up equity shares held	No. of shares underlying deposit receipts	Total no. shares held	Shareholding % calculated as per SCRR, 1957 As a % of (A+B+C2)	No of voting Rights held in each class of securities				No of shares underlying Outstanding Convertible securities (including warrants)	Shareholding as a % assuming full conversion of convertible securities (as a percentage of diluted share capital) as a % of (A+B+C)	No of locked in Shares		Number of Shares pledged or otherwise encumbered		No. of equity shares held in dematerialized form (Not Applicable)
								No. of Voting Rights			Total as a % of (A+B+C)			No.(a)	As a % of total Shares held(b)	No.(a)	As a % of total Shares held(b)	
								Class (equity shares)	Class (preference shares)	Total								
(i)	(ii)	(iii)	(iv)	(v)	(vi)	(vii)	(viii)	(ix)			(x)	(xi)	(xii)	(xiii)	(xiv)			
1	B1) Institutions	NIL	NIL	NIL	NIL	NIL	NIL	NIL	NIL	NIL	NIL	NIL	NIL	NIL	NIL	NIL	NIL	NIL
a)	Mutual Funds/	NIL	NIL	NIL	NIL	NIL	NIL	NIL	NIL	NIL	NIL	NIL	NIL	NIL	NIL	NIL	NIL	NIL
b)	Venture Capital Funds	NIL	NIL	NIL	NIL	NIL	NIL	NIL	NIL	NIL	NIL	NIL	NIL	NIL	NIL	NIL	NIL	NIL
c)	Alternate Investment Funds	NIL	NIL	NIL	NIL	NIL	NIL	NIL	NIL	NIL	NIL	NIL	NIL	NIL	NIL	NIL	NIL	NIL
d)	Foreign Venture Capital Investors	NIL	NIL	NIL	NIL	NIL	NIL	NIL	NIL	NIL	NIL	NIL	NIL	NIL	NIL	NIL	NIL	NIL
e)	Foreign Portfolio Investors	NIL	NIL	NIL	NIL	NIL	NIL	NIL	NIL	NIL	NIL	NIL	NIL	NIL	NIL	NIL	NIL	NIL
f)	Financial Institutions/Banks	NIL	NIL	NIL	NIL	NIL	NIL	NIL	NIL	NIL	NIL	NIL	NIL	NIL	NIL	NIL	NIL	NIL
g)	Insurance Companies	NIL	NIL	NIL	NIL	NIL	NIL	NIL	NIL	NIL	NIL	NIL	NIL	NIL	NIL	NIL	NIL	NIL
h)	Provident Funds/Pension Funds	NIL	NIL	NIL	NIL	NIL	NIL	NIL	NIL	NIL	NIL	NIL	NIL	NIL	NIL	NIL	NIL	NIL



*Ant...*



12	13,92,877	NIL	NIL	13,92,877	25.28	13,92,877	25.28	NIL	25.28	NIL	NIL	NIL	NIL	NIL	4,13,468
Total Public Shareholding(B)= B1+B2+B3															

Table - 4 Statement Showing Shareholding pattern of Non promoter - Non Public Shareholder

Category	Category & Name of the Shareholders	No. of shareholder	No. of fully paid up equity shares held	No. of Partly paid up equity shares held	No of shares underlying depository receipts	Total no. shares held	Shareholding % calculated as per SCRR, 1957 As a % of (A+B+C2)	No of voting Rights held in each class of securities			No of shares underlying Outstanding Convertible securities (including warrants)	Shareholding as a % assuming full conversion of convertible securities (as a percentage of diluted share capital) as a % of (A+B+C)	No of locked in Shares		Number of Shares pledged or otherwise encumbered	No. of equity shares held in dematerialized form (Not Applicable)
								No. of Voting Rights		Total as a % of (A+B+C)			No.(a)	As a % of total Shares held(b)		
								Class (equity shares)	Class eg Y							
(i)	(ii)	(iii)	(iv)	(v)	(vi)	(vii)	(viii)	(ix)			(x)	(xi)=(vii)+(x)	(xii)	(xiii)	(xiv)	
1	Custodian/ DR Holder															
(a)	Name of the DR Holder (if available) Employee Benefit Trust(Under SEBI(share based Employee Benefit) Regulations, 2014)	NIL	NIL	NIL	NIL	NIL	NIL	NIL	NIL	NIL	NIL	NIL	NIL	NIL	NIL	NIL
2	Total Non-Promoter-Non-public Shareholding (c)=(C1)+(C2)	NIL	NIL	NIL	NIL	NIL	NIL	NIL	NIL	NIL	NIL	NIL	NIL	NIL	NIL	NIL



*Anil Kumar*

**STATEMENT SHOWING EQUITY SHAREHOLDING PATTERN POST AMALGAMATION OF APIS INDIA LIMITED**

Table - 1 Summary Statement holding of specified securities

Category	Category of shareholder	No. of shareholders	No. of fully paid up equity shares held	No of Partly Paid up Equity Shares	No of shares underlying depository receipts	Total no. shares held	Shareholding as a % of total shares (calculate as per SCRR, 1957) as a % of (A+B+C2)	No of voting Rights held in each class of securities			No of shares underlying Outstanding Convertible securities(including warrants)	Shareholding as a % assuming full conversion of convertible securities(as a percentage of diluted share capital)as a % of (A+B+C)	No of locked in Shares		No. of Shares pledged or otherwise encumbered		No. of equity shares held in dematerialized form	
								No. of Voting Rights					No.(a)	No.(a)	No.(a)	As a % of total Shares held(b)		As a % of total Shares held(b)
								Class (equity shares)	Class eg y	Total								
		(iii)	(iv)	(v)	(vi)	(vii)	(viii)	(ix)			(x)	(xi)-(viii)+(x)	(xii)	(xiii)	(xiv)			
(A)	Promoter & Promoter Group	5	41,17,199	NIL	NIL	41,17,199	74.72	41,17,199	NIL	41,17,199	NIL	74.72	NIL	NIL	NIL	NIL	41,17,199	
(B)	Public	12	13,92,877	NIL	NIL	13,92,877	25.28	13,92,877	NIL	13,92,877	NIL	25.28	NIL	NIL	NIL	NIL	4,13,468	
(C0)	Non Promoter- Non Public	NIL	NIL	NIL	NIL	NIL	NIL	NIL	NIL	NIL	NIL	NIL	NIL	NIL	NIL	NIL	NIL	
(C1)	Shares underlying DRs	NIL	NIL	NIL	NIL	NIL	NIL	NIL	NIL	NIL	NIL	NIL	NIL	NIL	NIL	NIL	NIL	
(C2)	Shares held by Employee Trust	NIL	NIL	NIL	NIL	NIL	NIL	NIL	NIL	NIL	NIL	NIL	NIL	NIL	NIL	NIL	NIL	
	Grand Total	17	55,10,076	NIL	NIL	55,10,076	100	55,10,076	NIL	55,10,076	NIL	100	NIL	NIL	NIL	NIL	45,30,667	



*Ant Shah*



Table-2 Statement showing shareholding pattern of Promoter and Promoter Group

Category	(i)	(ii)	(iii)	(iv)	(v)	(vi)	(vii)	(viii)	No of voting Rights held in each class of securities				(x)	Shareholding as a % assuming full conversion of convertible securities (as a percentage of diluted share capital) as a % of (A+B+C)	No of locked in Shares		Number of Shares pledged or otherwise encumbered		Number of equity shares held in dematerialized form
									(ix)	(x)	(xi)	(xii)			(xiii)	(xiv)			
Category	(a)	Category of shareholder	No of shareholders	No. of fully paid up equity shares held	No of Partly Paid up Equity Shares	No of shares underlying deposits	Total nos. shares held	Shareholding as a % of total no. of shares (calculated as per SCRR, 1957) as a % of (A+B+C2)	No. of Voting Rights			Total as a % of (A+B+C)	No of shares underlying Outstanding Convertible securities (including warrants)	(xi)=(vii)+(x)	No (a)	As a % of total Shares held(b)	No (a)	As a % of total Shares held(b)	(xv)
									Class (equity shares)	Class (debt securities)	Total								
1		Indian																	
(a)		Individuals/Hindu undivided Family	5	41,17,199	NIL	NIL	41,17,199	74.72		NIL	41,17,199	74.72	NIL	NIL	NIL	NIL	NIL	41,17,199	
		Amit Anand	1	9,79,433	NIL	NIL	9,79,433	17.78		9,79,433	17.78	17.78	NIL	NIL	NIL	NIL	NIL	9,79,433	
		Vimal Anand	1	10,23,447	NIL	NIL	10,23,447	18.57		10,23,447	18.57	18.57	NIL	NIL	NIL	NIL	NIL	10,23,447	
		Sakshi Anand	1	4,28,000	NIL	NIL	4,28,000	7.77		4,28,000	7.77	7.77	NIL	NIL	NIL	NIL	NIL	4,28,000	
		Manisha Anand	1	4,28,000	NIL	NIL	4,28,000	7.77		4,28,000	7.77	7.77	NIL	NIL	NIL	NIL	NIL	4,28,000	
		Prem Anand	1	12,58,319	NIL	NIL	12,58,319	22.84		12,58,319	22.84	22.84	NIL	NIL	NIL	NIL	NIL	12,58,319	
(b)		Central government/	NIL	NIL	NIL	NIL	NIL	NIL		NIL	NIL	NIL	NIL	NIL	NIL	NIL	NIL	NIL	



*Amit Anand*



Table - 3 Statement showing shareholding pattern of the public

Category	Category & Name of the Shareholders	No. of share holder	No. of fully paid up equity shares held	No. of Partly paid up equity shares held	No of shares underlying deposit receipts	Total no. shares held	Shareholding % calculated as per SCRR, 1957 As a % of (A+B+C2)	No of voting Rights held in each class of securities				Shareholding as a % assuming full conversion of convertible securities (as a percentage of diluted share capital) as a % of (A+B+C)	No of locked in Shares		Number of Shares pledged or otherwise encumbered		No. of equity shares held in dematerialized form (Not Applicable)
								No. of Voting Rights					No. (a)	As a % of total Shares held(b)	No. (a)	As a % of total Shares held(b)	
								Class (equity shares)	Class Y	Class Y	Total						
(i)	(ii)	(iii)	(iv)	(v)	(vi)	(vii)	(viii)	(ix)				(x)	(xi)	(xiii)	(xiv)		
1	B1) Institutions																
(a)	Mutual Funds/	Nil	Nil	Nil	Nil	Nil	Nil	Nil	Nil	Nil	Nil	Nil	Nil	Nil	Nil	Nil	Nil
(b)	Venture Capital Funds	Nil	Nil	Nil	Nil	Nil	Nil	Nil	Nil	Nil	Nil	Nil	Nil	Nil	Nil	Nil	Nil
(c)	Alternate Investment Funds	Nil	Nil	Nil	Nil	Nil	Nil	Nil	Nil	Nil	Nil	Nil	Nil	Nil	Nil	Nil	Nil
(d)	Foreign Venture Capital Investors	Nil	Nil	Nil	Nil	Nil	Nil	Nil	Nil	Nil	Nil	Nil	Nil	Nil	Nil	Nil	Nil
(e)	Foreign Portfolio Investors	Nil	Nil	Nil	Nil	Nil	Nil	Nil	Nil	Nil	Nil	Nil	Nil	Nil	Nil	Nil	Nil
(f)	Financial Institutions/ Banks	Nil	Nil	Nil	Nil	Nil	Nil	Nil	Nil	Nil	Nil	Nil	Nil	Nil	Nil	Nil	Nil
(g)	Insurance Companies	Nil	Nil	Nil	Nil	Nil	Nil	Nil	Nil	Nil	Nil	Nil	Nil	Nil	Nil	Nil	Nil
(h)	Provident Funds/Pension Funds	Nil	Nil	Nil	Nil	Nil	Nil	Nil	Nil	Nil	Nil	Nil	Nil	Nil	Nil	Nil	Nil
	Sub Total B1	Nil	Nil	Nil	Nil	Nil	Nil	Nil	Nil	Nil	Nil	Nil	Nil	Nil	Nil	Nil	Nil



*Amrith Anand*



Table - 4 Statement Showing Shareholding pattern of Non promoter - Non Public Shareholder

Category	Category & Name of the Shareholders	No. of shareholder	No. of fully paid up equity shares held	No. of Partly paid up equity shares held	No of shares underlying depository receipts	Total no. shares held	Shareholding % calculated as per SCRR, 1957 As a % of (A+B+C2)	No of voting Rights held in each class of securities			No of shares underlying Outstanding Convertible securities (including warrants)	Shareholding as a % assuming full conversion of convertible securities (as a percentage of diluted share capital) as a % of (A+B+C)	No of locked in Shares		Number of Shares pledged or otherwise encumbered	No. of equity shares held in dematerialized form (Not Applicable)	
								Class (equity shares)	Class eg Y	Total			No.(a)	As a % of total Shares held(b)		As a % of total Shares held(b)	Applicable
															(IX)		
1	Custodian/ DR Holder																
(a)	Name of the DR Holder (if available) Employee Benefit Trust(Under SEBI(share based Employee Benefit) Regulations, 2014)	Nil	Nil	Nil	Nil	Nil	Nil	Nil	Nil	Nil	Nil	Nil	Nil	Nil	Nil	Nil	Nil
2	Total Non-Promoter-Non public Shareholding (c)=(C1)+(C2)	Nil	Nil	Nil	Nil	Nil	Nil	Nil	Nil	Nil	Nil	Nil	Nil	Nil	Nil	Nil	Nil
(a)		Nil	Nil	Nil	Nil	Nil	Nil	Nil	Nil	Nil	Nil	Nil	Nil	Nil	Nil	Nil	Nil



*Amik Anand*

**STATEMENT SHOWING PREFERENCE SHAREHOLDING PATTERN PRE AMALGAMATION OF APIS INDIA LIMITED AS ON 31<sup>ST</sup> MARCH 2019**

Table - 1 Summary Statement holding of specified securities

Category	Category of shareholder	No. of shareholders	No. of fully paid up preference shares held	No. of Partly Paid up preference Shares	No of shares underlying Depository receipts	Total no. shares held	Shareholding as a % of total shares (calculated as per SCRR, 1957) as a % of (A+B+C2)	No of voting Rights held in each class of securities			No of shares underlying Outstanding Convertible securities (including warrants)	Shareholding as a % assuming full conversion of convertible securities (as a percentage of diluted share capital) as a % of (A+B+C)	No of locked in Shares		No. of Shares pledged or otherwise encumbered		No. of preference shares held in dematerialized form	
								No. of Voting Rights					Total as a % of (A+B+C)	No.(a)	As a % of total Shares held(b)	No.(a)		As a % of total Shares held(b)
								Class (preference shares)	Class Y	Total								
								(IX)	(X)	(XI)=(VII)+(X)	(XII)	(XIII)	(XIV)					
(A)	Promoter & Promoter Group	2	3,50,000	Nil	Nil	3,50,000	100	3,50,000	Nil	Nil	100	Nil	Nil	Nil	Nil	Nil		
(B)	Public	Nil	Nil	Nil	Nil	Nil	Nil	Nil	Nil	Nil	Nil	Nil	Nil	Nil	Nil	Nil		
(C0)	Non Promoter-Non Public	Nil	Nil	Nil	Nil	Nil	Nil	Nil	Nil	Nil	Nil	Nil	Nil	Nil	Nil	Nil		
(C1)	Shares underlying DRs	Nil	Nil	Nil	Nil	Nil	Nil	Nil	Nil	Nil	Nil	Nil	Nil	Nil	Nil	Nil		
(C2)	Shares held by Employee Trust	Nil	Nil	Nil	Nil	Nil	Nil	Nil	Nil	Nil	Nil	Nil	Nil	Nil	Nil	Nil		
	Grand Total	2	3,50,000	Nil	Nil	3,50,000	100	3,50,000	Nil	Nil	100	Nil	Nil	Nil	Nil	Nil		




  


Table-2 Statement showing shareholding pattern of Promoter and Promoter Group

Category	(I)	(II)	(III)	(IV)	(V)	(VI)	(VII)	(VIII)	No of voting Rights held in each class of securities			Total as a % of (A+B+C)	No of shares underlying Outstanding Convertible securities (including warrants)	Shareholding as a % assuming full conversion of convertible securities (as a percentage of diluted share capital) as a % of (A+B+C)	No of locked in Shares		Number of Shares pledged or otherwise encumbered		Number of preference shares held in dematerialized form
									Class (preference shares)	Class eg Y	Total				No.(a)	As a % of total Shares held(b)	No.(a)	As a % of total Shares held(b)	
	(I)	(II)	(III)	(IV)	(V)	(VI)	(VII)	(VIII)	(IX)			(X)	(XI)=(VII)+(X)	(XII)	(XIII)	(XIV)			
1	Indian																		
(a)	Individuals/Hindu undivided Family		Nil	Nil	Nil	Nil	Nil	Nil	Nil	Nil	Nil	Nil	Nil	Nil	Nil	Nil	Nil	Nil	Nil
(b)	Central government/state government		Nil	Nil	Nil	Nil	Nil	Nil	Nil	Nil	Nil	Nil	Nil	Nil	Nil	Nil	Nil	Nil	Nil
(C)	Financial institutions/Banks		Nil	Nil	Nil	Nil	Nil	Nil	Nil	Nil	Nil	Nil	Nil	Nil	Nil	Nil	Nil	Nil	Nil
(d)	Any Other (specify)		2	3,50,000	Nil	Nil	3,50,000	100	Nil	Nil	3,50,000	100	Nil	100	Nil	Nil	Nil	Nil	Nil
	Apis Natural Products Private Limited		1	1,55,000	Nil	Nil	1,55,000	44.29	Nil	Nil	1,55,000	44.29	Nil	Nil	Nil	Nil	Nil	Nil	Nil
	Modern Herbals Private Limited		1	1,95,000	Nil	Nil	1,95,000	55.71	Nil	Nil	1,95,000	55.71	Nil	Nil	Nil	Nil	Nil	Nil	Nil



*Antid...*

	Sub Total A1	2	3,50,000	Nil	3,50,000	100	3,50,000	Nil	3,50,000	100	Nil	100	Nil	Nil	Nil	Nil	Nil	Nil
2	Foreign Individuals (Non-resident Individuals/ Foreign Individuals)	Nil	Nil	Nil	Nil	Nil	Nil	Nil	Nil	Nil	Nil	Nil	Nil	Nil	Nil	Nil	Nil	Nil
(a)	Government	Nil	Nil	Nil	Nil	Nil	Nil	Nil	Nil	Nil	Nil	Nil	Nil	Nil	Nil	Nil	Nil	Nil
(b)	Institutions	Nil	Nil	Nil	Nil	Nil	Nil	Nil	Nil	Nil	Nil	Nil	Nil	Nil	Nil	Nil	Nil	Nil
(c)	Sub Total A2	Nil	Nil	Nil	Nil	Nil	Nil	Nil	Nil	Nil	Nil	Nil	Nil	Nil	Nil	Nil	Nil	Nil
	Total Shareholding of Promoters and Promoters Group(A)=A1+A2	2	3,50,000	Nil	3,50,000	100	3,50,000	Nil	3,50,000	100	Nil	100	Nil	Nil	Nil	Nil	Nil	Nil

Table - 3 Statement showing shareholding pattern of the public

Category	Category & Name of the Shareholders	No. of shareholder	No. of fully paid up preference shares held	No. of Partly paid up preference shares held	No. of shares underlying depository receipts	Total no. shares held	Shareholding % calculated as per SCRR, 1957 As a % of (A+B+C2)	No of voting Rights held in each class of securities			No of shares underlying Outstanding Convertible securities (including warrants)	Shareholding as a % assuming full conversion of convertible securities (as a percentage of diluted share capital) as a % of (A+B+C)	No of locked in Shares		Number of Shares pledged or otherwise encumbered		No. of preference shares held in dematerialized form (Not Applicable)	
								Class (preference shares)	Class eg Y	Total (A+B+C)			No. (a)	As a % of total Shares held (b)	No. (a)	As a % of total Shares held (b)		
(i)	(ii)	(iii)	(iv)	(v)	(vi)	(vii)	(viii)	(ix)			(x)	(xi)=(vii)+(x)	(xii)	(xiii)		(xiv)		
1	B1) Institutions																	
(a)	Mutual Funds/	Nil	Nil	Nil	Nil	Nil	Nil	Nil	Nil	Nil	Nil	Nil	Nil	Nil	Nil	Nil	Nil	Nil
(b)	Venture Capital Funds	Nil	Nil	Nil	Nil	Nil	Nil	Nil	Nil	Nil	Nil	Nil	Nil	Nil	Nil	Nil	Nil	Nil



*Ant Shah*





Table - 4 Statement Showing Shareholding pattern of Non promoter - Non Public Shareholder

Sl. No.	Category & Name of the Shareholders	No. of shareholder	No. of fully paid up preference shares held	No. of Partly paid up preference shares held	No. of shares underlying depository receipts	Total no. shares held	Shareholding % calculated as per SCRR, 1957 As a % of (A+B+C2)	No of voting Rights held in each class of securities			No of shares underlying Outstanding Convertible securities (including warrants)	Shareholding as a % assuming full conversion of convertible securities (as a percentage of diluted share capital) as a % of (A+B+C)	No of locked in Shares		Number of Shares pledged or otherwise encumbered	No. of preference shares held in dematerialized form (Not Applicable)	
								No. of Voting Rights	Class (preference shares)	Class equity			Total	No.(a)			As a % of total Shares held(b)
(i)	(ii)	(iii)	(iv)	(v)	(vi)	(vii)	(viii)	(ix)	(x)	(xi)=(vii)+(x)	(xii)	(xiii)	(xiv)				
1	Custodian/DR Holder																
(a)	Name of the DR Holder (if available) Employee Benefit Trust(Under SEBI(share based Employee Benefit) Regulations, 2014)	Nil	Nil	Nil	Nil	Nil	Nil	Nil	Nil	Nil	Nil	Nil	Nil	Nil	Nil	Nil	
2	Total Non-Promoter-Non public Shareholding (c)=(C1)+(C2)	Nil	Nil	Nil	Nil	Nil	Nil	Nil	Nil	Nil	Nil	Nil	Nil	Nil	Nil	Nil	



*Amal Kumar*

**STATEMENT SHOWING PREFERENCE SHAREHOLDING PATTERN POST AMALGAMATION OF APIS INDIA LIMITED AS ON 31<sup>ST</sup> MARCH 2019**

Table - 1 Summary Statement holding of specified securities

Category	Category of shareholder	No. of shareholders	No. of fully paid up preference shares held	No of Partly Paid up Preference Shares	No of shares under lying depository receipts	Total no. shares held	Shareholding as a % of total no. of shares (calculated as per SCRR, 1957) as a % of (A+B+C2)	No of voting Rights held in each class of securities			No of shares underlying Outstanding Convertible securities (including warrants)	Shareholding as a % assuming full conversion of convertible securities (as a percentage of diluted share capital) as a % of (A+B+C)	No of locked in Shares		No. of Shares pledged or otherwise encumbered		No. of preference shares held in dematerialized form
								Class (preference shares)	Class Y	Total			No.(a)	As a % of total Shares held(b)	No.(a)	As a % of total Shares held(b)	
(I)	(II)	(III)	(IV)	(V)	(VI)	(VII)	(VIII)	(IX)			(X)	(XI)=(VII)+(X)	(XII)	(XIII)	(XIV)		
(A)	Promoter & Promoter Group	Nil	Nil	Nil	Nil	Nil	Nil	Nil	Nil	Nil	Nil	Nil	Nil	Nil	Nil	Nil	Nil
(B)	Public	Nil	Nil	Nil	Nil	Nil	Nil	Nil	Nil	Nil	Nil	Nil	Nil	Nil	Nil	Nil	Nil
(C0)	Non Promoter-Non Public	Nil	Nil	Nil	Nil	Nil	Nil	Nil	Nil	Nil	Nil	Nil	Nil	Nil	Nil	Nil	Nil
(C1)	Shares underlying DRS	Nil	Nil	Nil	Nil	Nil	Nil	Nil	Nil	Nil	Nil	Nil	Nil	Nil	Nil	Nil	Nil
(C2)	Shares held by Employee Trust	Nil	Nil	Nil	Nil	Nil	Nil	Nil	Nil	Nil	Nil	Nil	Nil	Nil	Nil	Nil	Nil
	Grand Total	Nil	Nil	Nil	Nil	Nil	Nil	Nil	Nil	Nil	Nil	Nil	Nil	Nil	Nil	Nil	Nil



*Amir Shah*

Table-2 Statement showing shareholding pattern of Promoter and Promoter Group

Category	Category of shareholder	Nos. of shareholders	No. of fully paid up preference shares held	No of Partly Paid up Preference Shares	No of shares underlying depository receipts	Total nos. shares held	Shareholding as a % of total no. of shares (calculated as per SCRR, 1957) as a % of (A+B+Cz)	No of voting Rights held in each class of securities			No of shares underlying Convertible securities (including warrants)	Shareholding as a % assuming full conversion of convertible securities (as a percentage of diluted share capital) as a % of (A+B+C)	No of locked in Shares		Number of Shares pledged or otherwise encumbered		Number of preference shares held in dematerialized form
								Class (preference shares)	Class eg Y	Total			Total as a % of (A+B+C)	No.(a)	As a % of total Shares held(b)	No.(a)	
(i)	(ii)	(iii)	(iv)	(v)	(vi)	(vii)	(viii)	(ix)			(x)	(xi)=(vii)+(x)	(xii)	(xiii)	(xiv)		
1	Indian																
(a)	Individuals/Hindu undivided Family	Nil	Nil	Nil	Nil	Nil	Nil	Nil	Nil	Nil	Nil	Nil	Nil	Nil	Nil	Nil	
(b)	Central government/state government/Financial institutions/Banks	Nil	Nil	Nil	Nil	Nil	Nil	Nil	Nil	Nil	Nil	Nil	Nil	Nil	Nil	Nil	
(c)	Any Other (specify)	Nil	Nil	Nil	Nil	Nil	Nil	Nil	Nil	Nil	Nil	Nil	Nil	Nil	Nil	Nil	
(d)	Sub Total A1	Nil	Nil	Nil	Nil	Nil	Nil	Nil	Nil	Nil	Nil	Nil	Nil	Nil	Nil	Nil	
2	Foreign																
(a)	Individuals (Non-resident Individuals/Foreign Individuals)	Nil	Nil	Nil	Nil	Nil	Nil	Nil	Nil	Nil	Nil	Nil	Nil	Nil	Nil	Nil	
(b)	Government	Nil	Nil	Nil	Nil	Nil	Nil	Nil	Nil	Nil	Nil	Nil	Nil	Nil	Nil	Nil	
(c)	Institutions	Nil	Nil	Nil	Nil	Nil	Nil	Nil	Nil	Nil	Nil	Nil	Nil	Nil	Nil	Nil	



*Amrit Anand*

(d)	Foreign Portfolio investors	Nil	Nil	Nil	Nil	Nil	Nil	Nil	Nil	Nil	Nil	Nil	Nil	Nil	Nil	Nil	Nil	Nil
(f)	Any Other (specify)	Nil	Nil	Nil	Nil	Nil	Nil	Nil	Nil	Nil	Nil	Nil	Nil	Nil	Nil	Nil	Nil	Nil
	Sub Total A2	Nil	Nil	Nil	Nil	Nil	Nil	Nil	Nil	Nil	Nil	Nil	Nil	Nil	Nil	Nil	Nil	Nil
	Total Shareholding of Promoters and Promoters Group(A)=A1+A2	Nil	Nil	Nil	Nil	Nil	Nil	Nil	Nil	Nil	Nil	Nil	Nil	Nil	Nil	Nil	Nil	Nil

Table - 3 Statement showing shareholding pattern of the public

Category	Category & Name of the Shareholders	No. of shareholder	No. of fully paid up preference shares held	No. of Partly paid up preference shares held	No. of shares underlying depository receipts	Total no. shares held	Shareholding % calculated as per SCRR, 1957 As a % of (A+B+C2)	No of voting Rights held in each class of securities			No of shares underlying Outstanding Convertible securities (including warrants)	Shareholding as a % assuming full conversion of convertible securities (as a percentage of diluted share capital) as a % of (A+B+C)	No of locked in Shares		Number of Shares pledged or otherwise encumbered		No. of preference shares held in dematerialized form (Not Applicable)	
								Class (preference shares)	Class eg Y	Total			Total as a % of (A+B+C)	No. (a)	As a % of total Shares held (b)	No. (a)		As a % of total Shares held (b)
(f)	(II)	(III)	(IV)	(V)	(VI)	(VII)	(VIII)	(IX)			(X)	(XI)=(VII)+(X)	(XII)	(XIII)	(XIV)			
1	B1) Institutions																	
(a)	Mutual Funds/	Nil	Nil	Nil	Nil	Nil	Nil	Nil	Nil	Nil	Nil	Nil	Nil	Nil	Nil	Nil	Nil	Nil
(b)	Venture Capital Funds	Nil	Nil	Nil	Nil	Nil	Nil	Nil	Nil	Nil	Nil	Nil	Nil	Nil	Nil	Nil	Nil	Nil
(c)	Alternate Investment Funds	Nil	Nil	Nil	Nil	Nil	Nil	Nil	Nil	Nil	Nil	Nil	Nil	Nil	Nil	Nil	Nil	Nil
(d)	Foreign Venture Capital Investors	Nil	Nil	Nil	Nil	Nil	Nil	Nil	Nil	Nil	Nil	Nil	Nil	Nil	Nil	Nil	Nil	Nil
(e)	Foreign Portfolio Investors	Nil	Nil	Nil	Nil	Nil	Nil	Nil	Nil	Nil	Nil	Nil	Nil	Nil	Nil	Nil	Nil	Nil



*Ant Anand*



STATEMENT SHOWING SHAREHOLDING PATTERN PRE AMALGAMATION OF APIS NATURAL PRODUCTS PRIVATE LIMITED AS ON 31<sup>ST</sup> MARCH 2019

Table - 1 Summary Statement holding of specified securities

Category	Category of shareholder	No. of shareholders	No. of fully paid up equity shares held	No of Partly Paid up Equity Shares	No of shares underlying Depository receipts	Total no. shares held	Shareholding as a % of total no. of shares (calculate as per SCRR, 1957)As a % of (A+B+C2)	No of voting Rights held in each class of securities			No of shares underlying Outstanding Convertible securities (including warrants)	Shareholding as a % assuming full conversion of convertible securities (as a percentage of diluted share capital) as a % of (A+B+C)	No of locked in Shares		No. of Shares pledged or otherwise encumbered		No. of equity shares held in dematerialized form
								Class (equity shares)	Class	eg Y			Total	No. (a)	As a % of total Shares held (b)	No. (a)	
(I)	(II)	(III)	(IV)	(V)	(VI)	(VII)	(VIII)	(IX)			(X)	(XI)=(VII)+(X)	(XII)	(XIII)	(XIV)		
(A)	Promoter & Promoter Group	3	16040	Nil	Nil	16040	100	16040	Nil	100	Nil	Nil	Nil	Nil	Nil	Nil	
(B)	Public	Nil	Nil	Nil	Nil	Nil	Nil	Nil	Nil	Nil	Nil	Nil	Nil	Nil	Nil	Nil	



*Amit Anand*

(C0)	Non Promoter- Non Public	Nil	Nil	Nil	Nil	Nil	Nil	Nil	Nil	Nil	Nil	Nil	Nil	Nil	Nil	Nil	Nil	Nil
(C1)	Shares underlying DRs	Nil	Nil	Nil	Nil	Nil	Nil	Nil	Nil	Nil	Nil	Nil	Nil	Nil	Nil	Nil	Nil	Nil
(C2)	Shares held by Employee Trust	Nil	Nil	Nil	Nil	Nil	Nil	Nil	Nil	Nil	Nil	Nil	Nil	Nil	Nil	Nil	Nil	Nil
	Grand Total	3	16040	Nil	16040	100	16040	16040	16040	100	100	100	100	100	100	100	100	100

Table-2 Statement showing shareholding pattern of Promoter and Promoter Group

Category	Category of shareholder	Nos. of shareholders	No. of fully paid up equity shares held	No. of Partly Paid up Equity Shares	No of shares underlying deposits	Total nos. shares held	Shareholding as a % of total no. of shares (calculated as per SCRR, 1957) as a % of (A+B+C2)	No of voting Rights held in each class of securities			No of shares underlying Outstanding Convertible securities (including warrants)	Shareholding as a % assuming full conversion of convertible securities (as a percentage of diluted share capital) as a % of (A+B+C)	No of locked in Shares		Number of Shares pledged or otherwise encumbered		Number of equity shares held in dematerialized form
								Class (equity shares)	Class (equity shares)	Total			No.(a)	No.(b)	No.(a)	No.(b)	
(i)	(ii)	(iii)	(iv)	(v)	(vi)	(vii)	(viii)	(ix)			(x)	(xi)=(vii)+(x)	(xii)	(xiii)	(xiv)		
1	Indian		16040	Nil	Nil	16040	100	16040	Nil	16040	100	100	Nil	Nil	Nil	Nil	Nil
(a)	Individuals/Hindu undivided Family	3	16040	Nil	Nil	16040	100	16040	Nil	16040	100	100	Nil	Nil	Nil	Nil	Nil



*Signature*



	Prem Anand	1	8020	Nil	8020	50	8020	Nil	8020	Nil	8020	50	Nil	50	Nil	Nil	Nil	Nil	Nil
	Amit Anand	1	4010	Nil	4010	25	4010	Nil	4010	Nil	4010	25	Nil	25	Nil	Nil	Nil	Nil	Nil
	Vimal Anand	1	4010	Nil	4010	25	4010	Nil	4010	Nil	4010	25	Nil	25	Nil	Nil	Nil	Nil	Nil
(b)	Central government/ state government	Nil	Nil	Nil	Nil	Nil	Nil	Nil	Nil	Nil	Nil	Nil	Nil	Nil	Nil	Nil	Nil	Nil	Nil
(c)	Financial institutions/Banks	Nil	Nil	Nil	Nil	Nil	Nil	Nil	Nil	Nil	Nil	Nil	Nil	Nil	Nil	Nil	Nil	Nil	Nil
(d)	Any Other (specify)	Nil	16040	Nil	16040	100	16040	Nil	16040	Nil	16040	100	Nil	100	Nil	Nil	Nil	Nil	Nil
	Sub Total A1	3																	
2	Foreign																		
(a)	Individuals (Non-resident Individuals/ Foreign Individuals)	Nil	Nil	Nil	Nil	Nil	Nil	Nil	Nil	Nil	Nil	Nil	Nil	Nil	Nil	Nil	Nil	Nil	Nil
(b)	Government	Nil	Nil	Nil	Nil	Nil	Nil	Nil	Nil	Nil	Nil	Nil	Nil	Nil	Nil	Nil	Nil	Nil	Nil
(c)	Institutions	Nil	Nil	Nil	Nil	Nil	Nil	Nil	Nil	Nil	Nil	Nil	Nil	Nil	Nil	Nil	Nil	Nil	Nil
(d)	Foreign Portfolio investors	Nil	Nil	Nil	Nil	Nil	Nil	Nil	Nil	Nil	Nil	Nil	Nil	Nil	Nil	Nil	Nil	Nil	Nil
(f)	Any Other (specify)	Nil	Nil	Nil	Nil	Nil	Nil	Nil	Nil	Nil	Nil	Nil	Nil	Nil	Nil	Nil	Nil	Nil	Nil
	Sub Total A2	Nil	Nil	Nil	Nil	Nil	Nil	Nil	Nil	Nil	Nil	Nil	Nil	Nil	Nil	Nil	Nil	Nil	Nil
	Total Shareholding of Promoters and Promoters Group(A)=A1+A2	3	16040	Nil	16040	100	16040	Nil	16040	Nil	16040	100	Nil	100	Nil	Nil	Nil	Nil	Nil



*Amit Anand*

Table - 3 Statement showing shareholding pattern of the public

Category	Category & Name of the Shareholders	No. of shareholder	No. of fully paid up equity shares held	No. of Partly paid up equity shares held	No of shares underlying depository receipts	Total no. shares held	Shareholding % calculated as per SCRR, 1957 As a % of (A+B+C2)	No of voting Rights held in each class of securities				No of shares underlying Outstanding Convertible securities (including warrants)	Shareholding as a % assuming full conversion of convertible securities (as a percentage of diluted share capital) as a % of (A+B+C)	No of locked in Shares		Number of Shares pledged or otherwise encumbered		No. of equity shares held in dematerialized form (Not Applicable)
								No. of Voting Rights						As a % of total Shares held (b)	No. (a)	As a % of total Shares held (b)	No. (a)	
								Class (equity shares)	Class eg Y	Total	Total as a % of (A+B+C)							
(l)	(II)	(III)	(IV)	(V)	(VI)	(VII)	(VIII)	(IX)				(X)	(XI)=(VII)+(X)	(XII)	(a)	(XIII)	(XIV)	
1	B1) Institutions																	
(a)	Mutual Funds/	Nil	Nil	Nil	Nil	Nil	Nil	Nil	Nil	Nil	Nil	Nil	Nil	Nil	Nil	Nil	Nil	Nil
(b)	Venture Capital Funds	Nil	Nil	Nil	Nil	Nil	Nil	Nil	Nil	Nil	Nil	Nil	Nil	Nil	Nil	Nil	Nil	Nil
(c)	Alternate Investment Funds	Nil	Nil	Nil	Nil	Nil	Nil	Nil	Nil	Nil	Nil	Nil	Nil	Nil	Nil	Nil	Nil	Nil
(d)	Foreign Venture Capital Investors	Nil	Nil	Nil	Nil	Nil	Nil	Nil	Nil	Nil	Nil	Nil	Nil	Nil	Nil	Nil	Nil	Nil
(e)	Foreign Portfolio Investors	Nil	Nil	Nil	Nil	Nil	Nil	Nil	Nil	Nil	Nil	Nil	Nil	Nil	Nil	Nil	Nil	Nil
(f)	Financial Institutions/ Banks	Nil	Nil	Nil	Nil	Nil	Nil	Nil	Nil	Nil	Nil	Nil	Nil	Nil	Nil	Nil	Nil	Nil
(g)	Insurance Companies	Nil	Nil	Nil	Nil	Nil	Nil	Nil	Nil	Nil	Nil	Nil	Nil	Nil	Nil	Nil	Nil	Nil
(h)	Provident Funds/Pension Funds	Nil	Nil	Nil	Nil	Nil	Nil	Nil	Nil	Nil	Nil	Nil	Nil	Nil	Nil	Nil	Nil	Nil
	Sub Total B1	Nil	Nil	Nil	Nil	Nil	Nil	Nil	Nil	Nil	Nil	Nil	Nil	Nil	Nil	Nil	Nil	Nil



*Amal Anand*

2	Central Government/ State Government(s)/ President of India	Nil	Nil	Nil	Nil	Nil	Nil	Nil	Nil	Nil	Nil	Nil	Nil	Nil	Nil	Nil	Nil	Nil	Nil
3	Sub Total (B)(2)	Nil	Nil	Nil	Nil	Nil	Nil	Nil	Nil	Nil	Nil	Nil	Nil	Nil	Nil	Nil	Nil	Nil	Nil
(a)	Non-Institutions	Nil	Nil	Nil	Nil	Nil	Nil	Nil	Nil	Nil	Nil	Nil	Nil	Nil	Nil	Nil	Nil	Nil	Nil
	Individual share capital up to Rs. 2 Lacs	Nil	Nil	Nil	Nil	Nil	Nil	Nil	Nil	Nil	Nil	Nil	Nil	Nil	Nil	Nil	Nil	Nil	Nil
(b)	Individual share capital in excess of Rs. 2 Lacs	Nil	Nil	Nil	Nil	Nil	Nil	Nil	Nil	Nil	Nil	Nil	Nil	Nil	Nil	Nil	Nil	Nil	Nil
	NBFCs registered with RBI	Nil	Nil	Nil	Nil	Nil	Nil	Nil	Nil	Nil	Nil	Nil	Nil	Nil	Nil	Nil	Nil	Nil	Nil
(c)	Employee Trusts	Nil	Nil	Nil	Nil	Nil	Nil	Nil	Nil	Nil	Nil	Nil	Nil	Nil	Nil	Nil	Nil	Nil	Nil
(d)	Oversee Depositories (holding DFIs)	Nil	Nil	Nil	Nil	Nil	Nil	Nil	Nil	Nil	Nil	Nil	Nil	Nil	Nil	Nil	Nil	Nil	Nil
(e)	Any Other (specify)	Nil	Nil	Nil	Nil	Nil	Nil	Nil	Nil	Nil	Nil	Nil	Nil	Nil	Nil	Nil	Nil	Nil	Nil
	Sub Total B3	Nil	Nil	Nil	Nil	Nil	Nil	Nil	Nil	Nil	Nil	Nil	Nil	Nil	Nil	Nil	Nil	Nil	Nil
	Total Public Shareholding(B)=B1+B2+B3	Nil	Nil	Nil	Nil	Nil	Nil	Nil	Nil	Nil	Nil	Nil	Nil	Nil	Nil	Nil	Nil	Nil	Nil

Table - 4 Statement Showing Shareholding pattern of Non promoter - Non Public Shareholder

Category	Category & Name of the Shareholders	No. of shareholder	No. of fully paid up equity shares held	No. of Partly paid up equity shares held	No of shares underlying depository receipts	Total no. shares held	Shareholding % calculated as per SCRR, 1957 As a % of (A+B+C2)	No of voting Rights held in each class of securities			No of shares underlying Outstanding Convertible securities (including warrants)	Shareholding as a % assuming full conversion of convertible securities (as a percentage of diluted)	No of locked in Shares		Number of Shares pledged or otherwise encumbered	No. of equity shares held in dematerialized form (Not Applicable)
								No. of Voting Rights		Total as a % of (A+B+C)			No.(a)	As a % of total Shares held(b)		
								Class (equity shares)	Class eg Y							
		Nil	Nil	Nil	Nil	Nil	Nil	Nil	Nil	Nil	Nil	Nil	Nil	Nil	Nil	



*Handwritten signature*

(I)	(II)	(III)	(IV)	(V)	(VI)	(VII)	(VIII)	(IX)	(X)	(XI)=(VII)+(X)	(XII)	(XIII)	(XIV)
1	Custodian/ DR Holder												
(a)	Name of the DR Holder (if available)	Nil	Nil	Nil	Nil	Nil	Nil	Nil	Nil	Nil	Nil	Nil	Nil
2	Employee Benefit Trust(Under SEBI(Share based Employee Benefit Regulations,2014)												
(a)	Total Non- Promoter-Non public Shareholding (c )=(C1)+(C2)	Nil	Nil	Nil	Nil	Nil	Nil	Nil	Nil	Nil	Nil	Nil	Nil



*Ant Arora*

**STATEMENT SHOWING SHAREHOLDING PATTERN POST AMALGAMATION OF APIS NATURAL PRODUCTS PRIVATE LIMITED**

Table - 1 Summary Statement holding of specified securities

Category	(I)	(II)	(III)	(IV)	(V)	(VI)	(VII)	(VIII)	No of voting Rights held in each class of securities			No of shares underlying Convertible securities(including warrants)	Shareholding as a % assuming full conversion of convertible securities(as a percentage of diluted share capital)(as a % of (A+B+C))	No of locked in Shares		No. of Shares pledged or otherwise encumbered		No. of equity shares held in dematerialized form	
									Class (equity shares)	Class (equity shares)	Total			No.(a)	As a % of total Shares held(b)	No.(a)	As a % of total Shares held(b)		
(A)																			
(B)																			
(CO)																			



*Handwritten signature*

(C1)	Shares underlying DRs	Nil	Nil	Nil	Nil	Nil	Nil	Nil	Nil	Nil	Nil	Nil	Nil	Nil	Nil	Nil	Nil
(C2)	Shares held by Employee Trust	Nil	Nil	Nil	Nil	Nil	Nil	Nil	Nil	Nil	Nil	Nil	Nil	Nil	Nil	Nil	Nil
	Grand Total	Nil	Nil	Nil	Nil	Nil	Nil	Nil	Nil	Nil	Nil	Nil	Nil	Nil	Nil	Nil	Nil

Table-2 Statement showing shareholding pattern of Promoter and Promoter Group

Category	Category of shareholder	Nos. of shareholders	No. of fully paid up equity shares held	No. of Partly Paid up Equity Shares	No of shares underlying deposits	Total nos. shares held	Shareholding as a % of total no. of shares (calculated as per SCRR, 1957) As a % of (A+B+C2)	No of voting Rights held in each class of securities			No of shares underlying Convertible securities (including warrants)	Shareholding as a % assuming full conversion of convertible securities (as a percentage of diluted share capital) as a % of (A+B+C)	No of locked in Shares		Number of Shares pledged or otherwise encumbered		Number of equity shares held in dematerialized form
								No. of Voting Rights					No.(a)	No.(a)	As a % of total Shares held(b)	As a % of total Shares held(b)	
								Class (equity shares)	Class eg Y	Total							
(I)	(II)	(III)	(IV)	(V)	(VI)	(VII)	(VIII)	(IX)	(X)	(XI)=(VII)+(X)	(XII)	(XIII)	(XIV)				
1	Indian Individuals/Hindu undivided Family	Nil	Nil	Nil	Nil	Nil	Nil	Nil	Nil	Nil	Nil	Nil	Nil	Nil	Nil	Nil	
(a)																	



*Ant Arund*



Table - 3 Statement showing shareholding pattern of the public

Category	Category & Name of the Shareholders	No. of shareholder	No. of fully paid up equity shares held	No. of Partly paid up equity shares held	No. of shares underlying depository receipts	Total no. shares held	Shareholding % calculated as per SCRR, 1957 As a % of (A+B+C2)	No of voting Rights held in each class of securities			No of shares underlying Outstanding Convertible securities (including warrants)	Shareholding as a % assuming full conversion of convertible securities (as a percentage of diluted share capital) as a % of (A+B+C)	No of locked in Shares		Number of Shares pledged or otherwise encumbered		No. of equity shares held in dematerialized form (Not Applicable)	
								No. of Voting Rights		No. (a)			No. (a)	No. (a)	As a % of total Shares held (b)	As a % of total Shares held (b)		
								Class (equity shares)	Class eg Y									Total
(I)	(II)	(III)	(IV)	(V)	(VI)	(VII)	(VIII)	(IX)			(X)	(XI)=(VII)+(X)	(XII)		(XIII)		(XIV)	
1	B1) Institutions																	
(a)	Mutual Funds/	Nil	Nil	Nil	Nil	Nil	Nil	Nil	Nil	Nil	Nil	Nil	Nil	Nil	Nil	Nil	Nil	Nil
(b)	Venture Capital Funds	Nil	Nil	Nil	Nil	Nil	Nil	Nil	Nil	Nil	Nil	Nil	Nil	Nil	Nil	Nil	Nil	Nil
(c)	Alternate Investment Funds	Nil	Nil	Nil	Nil	Nil	Nil	Nil	Nil	Nil	Nil	Nil	Nil	Nil	Nil	Nil	Nil	Nil
(d)	Foreign Venture Capital Investors	Nil	Nil	Nil	Nil	Nil	Nil	Nil	Nil	Nil	Nil	Nil	Nil	Nil	Nil	Nil	Nil	Nil
(e)	Foreign Portfolio Investors	Nil	Nil	Nil	Nil	Nil	Nil	Nil	Nil	Nil	Nil	Nil	Nil	Nil	Nil	Nil	Nil	Nil
(f)	Financial Institutions/ Banks	Nil	Nil	Nil	Nil	Nil	Nil	Nil	Nil	Nil	Nil	Nil	Nil	Nil	Nil	Nil	Nil	Nil

*Amrinder*







Table - 4 Statement Showing Shareholding pattern of Non promoter - Non Public Shareholder

Category	Category & Name of the Shareholders	No. of shareholder	No. of fully paid up equity shares held	No. of Partly paid up equity shares held	No of shares underlying depository receipts	Total no. shares held	Shareholding % calculated as per SCRR, 1957 As a % of (A+B+C2)	No of voting Rights held in each class of securities			No of shares underlying Outstanding Convertible securities (including warrants)	Shareholding as a % assuming full conversion of convertible securities (as a percentage of diluted share capital) as a % of (A+B+C)	No of locked in Shares		Number of Shares pledged or otherwise encumbered	No. of equity shares held in dematerialized form (Not Applicable)	
								Class (equity shares)	Class eg Y	Total			As a % of total Shares held(b)	As a % of total Shares held(b)			
																(X)	(X)=(VII)+(X)
(I)	(II)	(III)	(IV)	(V)	(VI)	(VII)	(VIII)	(IX)			(X)	(XI)=(VII)+(X)	(XII)	(XIII)	(XIV)	(XIV)	
1	Custodian/ DR Holder																
(a)	Name of the DR Holder (if available) Employee Benefit Trust(Under SEBI(share based Employee Benefit Regulations,2014)	Nil	Nil	Nil	Nil	Nil	Nil	Nil	Nil	Nil	Nil	Nil	Nil	Nil	Nil	Nil	Nil
2																	
(a)		Nil	Nil	Nil	Nil	Nil	Nil	Nil	Nil	Nil	Nil	Nil	Nil	Nil	Nil	Nil	Nil



*Amrinder*



ANNEXURE F-3

STATEMENT SHOWING SHAREHOLDING PATTERN PRE AMALGAMATION OF MODERN HERBALS PRIVATE LIMITED AS ON 31<sup>ST</sup> MARCH 2019

Table - 1 Summary Statement holding of specified securities

Category	Category of shareholder	No. of shareholders	No. of fully paid up equity shares held	No. of Partly Paid up Equity Shares	No. of shares underlying Depository receipts	Total no. shares held	Shareholding as a % of total no. of shares (calculate as per SCRR, 1957) as a % of (A+B+C2)	No. of voting Rights held in each class of securities			No of shares underlying Outstanding Convertible securities (including warrants)	Shareholding as a % assuming full conversion of convertible securities (as a percentage of diluted share capital) as a % of (A+B+C)	No of locked in Shares		No. of Shares pledged or otherwise encumbered		No. of equity shares held in dematerialized form
								Class (equity shares)	Class equity	Total			No. (a)	As a % of total Shares held(b)	No. (a)	As a % of total Shares held(b)	
(i)	(ii)	(iii)	(iv)	(v)	(vi)	(vii)	(viii)	(ix)			(x)	(xi)=(vii)+(x)	(xii)	(xiii)	(xiv)		
(A)	Promoter & Promoter Group	3	163200	Nil	Nil	163200	100	163200	Nil	Nil	Nil	100	Nil	Nil	Nil	Nil	Nil
(B)	Public	Nil	Nil	Nil	Nil	Nil	Nil	Nil	Nil	Nil	Nil	Nil	Nil	Nil	Nil	Nil	Nil
(CO)	Non Promoter-Non Public	Nil	Nil	Nil	Nil	Nil	Nil	Nil	Nil	Nil	Nil	Nil	Nil	Nil	Nil	Nil	Nil



*Shilpa*

(C1)	Shares underlying DRs	Nil	Nil	Nil	Nil	Nil	Nil	Nil	Nil	Nil	Nil	Nil	Nil	Nil	Nil	Nil
(C2)	Shares held by Employee Trust	Nil	Nil	Nil	Nil	Nil	Nil	Nil	Nil	Nil	Nil	Nil	Nil	Nil	Nil	Nil
	Grand Total	3	163200	Nil	Nil	Nil	163200	Nil	163200	Nil	163200	Nil	100	Nil	Nil	Nil

Table-2 Statement showing shareholding pattern of Promoter and Promoter Group

Category	(I)	(II)	(III)	(IV)	(V)	(VI)	(VII)	(VIII)	No of voting Rights held in each class of securities			No of shares underlying Outstanding Convertible securities (including warrants)	Shareholding as a % assuming full conversion of convertible securities (as a percentage of diluted share capital) as a % of (A+B+C)		No of locked in Shares		Number of Shares pledged or otherwise encumbered		Number of equity shares held in dematerialized form	
									Class (equity shares)	Class eg Y	Total		Total as a % of (A+B+C)	No.(a)	As a % of total Shares held(b)	No.(a)	As a % of total Shares held(b)	No.(a)		As a % of total Shares held(b)
1	(I)	(II)	(III)	(IV)	(V)	(VI)	(VII)	(VIII)	(IX)			(X)	(XI)=(VII)+(X)	(XII)	(XIII)	(XIV)				
(a)	Indian Individuals/Hindu undivided Family	3	163200	Nil	Nil	163200	100	100	163200	Nil	163200	100	100	Nil	Nil	Nil	Nil	Nil	Nil	Nil



*Amit Anand*

	Prem Anand	1	110,600	Nil	Nil	110,600	67.77	110,600	Nil	110,600	67.77	Nil	Nil	Nil	Nil	Nil	Nil	Nil	Nil
	Amit Anand	1	300	Nil	Nil	300	0.18	300	Nil	300	0.18	Nil	Nil	Nil	Nil	Nil	Nil	Nil	Nil
	Vimal Anand	1	52300	Nil	Nil	52300	32.05	52300	Nil	52300	32.05	Nil	Nil	Nil	Nil	Nil	Nil	Nil	Nil
(b)	Central government t/ state government t	Nil	Nil	Nil	Nil	Nil	Nil	Nil	Nil	Nil	Nil	Nil	Nil	Nil	Nil	Nil	Nil	Nil	Nil
(C)	Financial institutions /Banks	Nil	Nil	Nil	Nil	Nil	Nil	Nil	Nil	Nil	Nil	Nil	Nil	Nil	Nil	Nil	Nil	Nil	Nil
(d)	Any Other (specify)	Nil	Nil	Nil	Nil	Nil	Nil	Nil	Nil	Nil	Nil	Nil	Nil	Nil	Nil	Nil	Nil	Nil	Nil
	Sub Total A1	3	163200	Nil	Nil	163200	100	163200	Nil	163200	100	Nil	Nil	Nil	Nil	Nil	Nil	Nil	Nil
2	Foreign Individuals (Non-resident Individuals/ Foreign Individuals)	Nil	Nil	Nil	Nil	Nil	Nil	Nil	Nil	Nil	Nil	Nil	Nil	Nil	Nil	Nil	Nil	Nil	Nil
(a)	Government t	Nil	Nil	Nil	Nil	Nil	Nil	Nil	Nil	Nil	Nil	Nil	Nil	Nil	Nil	Nil	Nil	Nil	Nil
(b)	Institutions	Nil	Nil	Nil	Nil	Nil	Nil	Nil	Nil	Nil	Nil	Nil	Nil	Nil	Nil	Nil	Nil	Nil	Nil
(c)	Foreign Portfolio investors	Nil	Nil	Nil	Nil	Nil	Nil	Nil	Nil	Nil	Nil	Nil	Nil	Nil	Nil	Nil	Nil	Nil	Nil
(d)	Any Other (specify)	Nil	Nil	Nil	Nil	Nil	Nil	Nil	Nil	Nil	Nil	Nil	Nil	Nil	Nil	Nil	Nil	Nil	Nil
(f)	Sub Total A2	Nil	Nil	Nil	Nil	Nil	Nil	Nil	Nil	Nil	Nil	Nil	Nil	Nil	Nil	Nil	Nil	Nil	Nil
	Total Shareholding of Promoters and Promoters Group(A)=A 1+A2	3	163200	Nil	Nil	163200	100	163200	Nil	163200	100	Nil	Nil	Nil	Nil	Nil	Nil	Nil	Nil



*Handwritten signature*

Table - 3 Statement showing shareholding pattern of the public

Category	Category & Name of the Shareholders	No. of shareholder	No. of fully paid up equity shares held	No. of Partly paid up equity shares held	No. of shares underlying depository receipts	Total no. shares held	Shareholding % calculated as per SCRR, 1957 As a % of (A+B+C2)	No. of voting Rights held in each class of securities				No of shares underlying Outstanding Convertible securities (including warrants)	Shareholding as a % assuming full conversion of convertible securities (as a percentage of diluted share capital) as a % of (A+B+C)	No of locked in Shares		Number of Shares pledged or otherwise encumbered		No. of equity shares held in dematerialized form (Not Applicable)	
								No. of Voting Rights		Total as a % of (A+B+C)	(X)			(XI)=(VII)+(X)	No.(a)	As a % of total Shares held(b)	No.(a)		As a % of total Shares held(b)
								Class (equity shares)	Class eg Y										
(i)	(ii)	(iii)	(iv)	(v)	(vi)	(vii)	(viii)	(ix)				(x)	(xi)=(vii)+(x)	(xii)	(xiii)	(xiv)			
1	B1) Institutions	Nil	Nil	Nil	Nil	Nil	Nil	Nil	Nil	Nil	Nil	Nil	Nil	Nil	Nil	Nil	Nil		
(a)	Mutual Funds/ Venture Capital Funds	Nil	Nil	Nil	Nil	Nil	Nil	Nil	Nil	Nil	Nil	Nil	Nil	Nil	Nil	Nil	Nil		
(b)	Alternate Investment Funds	Nil	Nil	Nil	Nil	Nil	Nil	Nil	Nil	Nil	Nil	Nil	Nil	Nil	Nil	Nil	Nil		
(c)	Foreign Venture Capital Investors	Nil	Nil	Nil	Nil	Nil	Nil	Nil	Nil	Nil	Nil	Nil	Nil	Nil	Nil	Nil	Nil		
(d)	Foreign Portfolio Investors	Nil	Nil	Nil	Nil	Nil	Nil	Nil	Nil	Nil	Nil	Nil	Nil	Nil	Nil	Nil	Nil		
(e)	Financial Institutions/ Banks	Nil	Nil	Nil	Nil	Nil	Nil	Nil	Nil	Nil	Nil	Nil	Nil	Nil	Nil	Nil	Nil		
(f)	Insurance Companies	Nil	Nil	Nil	Nil	Nil	Nil	Nil	Nil	Nil	Nil	Nil	Nil	Nil	Nil	Nil	Nil		
(g)	Provident Funds/Pension Funds	Nil	Nil	Nil	Nil	Nil	Nil	Nil	Nil	Nil	Nil	Nil	Nil	Nil	Nil	Nil	Nil		
(h)	Sub Total B1	Nil	Nil	Nil	Nil	Nil	Nil	Nil	Nil	Nil	Nil	Nil	Nil	Nil	Nil	Nil	Nil		



*Amal Kumar*





**STATEMENT SHOWING SHAREHOLDING PATTERN POST AMALGAMATION OF MODERN HERBALS PRIVATE LIMITED**

Table - 1 Summary Statement holding of specified securities

Category	Category of shareholder	No. of shareholders	No. of fully paid up equity shares held	No. of Partly Paid up Equity Shares	No. of shares underlying Depository receipts	Total no. shares held	Shareholding as a % of total no. of shares (calculate as per SCRR, 1957) as a % of (A+B+C2)	No. of voting Rights held in each class of securities			Shareholding as a % assuming full conversion of convertible securities (as a percentage of diluted share capital) as a % of (A+B+C)	No of locked in Shares		No. of Shares pledged or otherwise encumbered		No. of equity shares held in dematerialized form	
								No. of Voting Rights				Total as a % of (A+B+C)	No. (a)	As a % of total Shares held(b)	No. (a)		As a % of total Shares held(b)
								Class (equity shares)	Class eg y	Total							
(I)	(II)	(III)	(IV)	(V)	(VI)	(VII)	(VIII)	(IX)			(X)	(XI)=(VII)+(X)	(XII)	(XIII)	(XIV)		
(A)	Promoter & Promoter Group	Nil	Nil	Nil	Nil	Nil	Nil	Nil	Nil	Nil	Nil	Nil	Nil	Nil	Nil	Nil	
(B)	Public	Nil	Nil	Nil	Nil	Nil	Nil	Nil	Nil	Nil	Nil	Nil	Nil	Nil	Nil	Nil	
(C0)	Non Promoter- Non Public	Nil	Nil	Nil	Nil	Nil	Nil	Nil	Nil	Nil	Nil	Nil	Nil	Nil	Nil	Nil	
(C1)	Shares underlying DRs	Nil	Nil	Nil	Nil	Nil	Nil	Nil	Nil	Nil	Nil	Nil	Nil	Nil	Nil	Nil	
(C2)	Shares held by	Nil	Nil	Nil	Nil	Nil	Nil	Nil	Nil	Nil	Nil	Nil	Nil	Nil	Nil	Nil	



*Amrita*

Employee Trust	Nil	Nil	Nil	Nil	Nil	Nil	Nil	Nil	Nil	Nil	Nil	Nil	Nil	Nil	Nil	Nil	Nil
Grand Total	Nil	Nil	Nil	Nil	Nil	Nil	Nil	Nil	Nil	Nil	Nil	Nil	Nil	Nil	Nil	Nil	Nil

Table-2 Statement showing shareholding pattern of Promoter and Promoter Group

Category	Category of shareholder	Nos. of shareholders	No. of fully paid up equity shares held	No. of Partly Paid up Equity Shares	No of shares underlying depository receipts	Total nos. shares held	Shareholding as a % of total no. of shares (calculated as per SCRR, 1957) as a % of (A+B+C 2)	No of voting Rights held in each class of securities			No of shares underlying Outstanding Convertible securities (including warrants)	Shareholding as a % assuming full conversion of convertible securities (as a percentage of diluted share capital) as a % of (A+B+C)	No of locked in Shares		Number of Shares pledged or otherwise encumbered		Number of equity shares held in dematerialized form
								Class (equity shares)	Class eg y	Total			Total as a % of (A+B+C)	No. (a)	As a % of total Shares held (b)	No. (a)	
(i)	(ii)	(iii)	(iv)	(v)	(vi)	(vii)	(viii)	(ix)			(x)	(xi)=(vii)+(x)	(xii)	(xiii)	(xiv)		
1	Indian Individuals /Hindu undivided Family	Nil	Nil	Nil	Nil	Nil	Nil	Nil	Nil	Nil	Nil	Nil	Nil	Nil	Nil	Nil	Nil
(a)	Prem Anand	Nil	Nil	Nil	Nil	Nil	Nil	Nil	Nil	Nil	Nil	Nil	Nil	Nil	Nil	Nil	Nil
	Amit Anand	Nil	Nil	Nil	Nil	Nil	Nil	Nil	Nil	Nil	Nil	Nil	Nil	Nil	Nil	Nil	Nil
	Vimal Anand	Nil	Nil	Nil	Nil	Nil	Nil	Nil	Nil	Nil	Nil	Nil	Nil	Nil	Nil	Nil	Nil



*Amit Anand*

(b)	Central government / state government	Nil	Nil	Nil	Nil	Nil	Nil	Nil	Nil	Nil	Nil	Nil	Nil	Nil	Nil	Nil	Nil	Nil	Nil
(c)	Financial institutions /Banks	Nil	Nil	Nil	Nil	Nil	Nil	Nil	Nil	Nil	Nil	Nil	Nil	Nil	Nil	Nil	Nil	Nil	Nil
(d)	Any Other (specify)	Nil	Nil	Nil	Nil	Nil	Nil	Nil	Nil	Nil	Nil	Nil	Nil	Nil	Nil	Nil	Nil	Nil	Nil
	Sub Total A1	Nil	Nil	Nil	Nil	Nil	Nil	Nil	Nil	Nil	Nil	Nil	Nil	Nil	Nil	Nil	Nil	Nil	Nil
2	Foreign Individuals (Non-resident Individuals/ Foreign Individuals)	Nil	Nil	Nil	Nil	Nil	Nil	Nil	Nil	Nil	Nil	Nil	Nil	Nil	Nil	Nil	Nil	Nil	Nil
(a)	Government Institutions	Nil	Nil	Nil	Nil	Nil	Nil	Nil	Nil	Nil	Nil	Nil	Nil	Nil	Nil	Nil	Nil	Nil	Nil
(b)	Foreign Portfolio investors	Nil	Nil	Nil	Nil	Nil	Nil	Nil	Nil	Nil	Nil	Nil	Nil	Nil	Nil	Nil	Nil	Nil	Nil
(c)	Any Other (specify)	Nil	Nil	Nil	Nil	Nil	Nil	Nil	Nil	Nil	Nil	Nil	Nil	Nil	Nil	Nil	Nil	Nil	Nil
(d)	Sub Total A2	Nil	Nil	Nil	Nil	Nil	Nil	Nil	Nil	Nil	Nil	Nil	Nil	Nil	Nil	Nil	Nil	Nil	Nil
(f)	Total Shareholding of Promoters and Promoters Group(A)=A1+A2	Nil	Nil	Nil	Nil	Nil	Nil	Nil	Nil	Nil	Nil	Nil	Nil	Nil	Nil	Nil	Nil	Nil	Nil



*Amrta Arora*

Table - 3 Statement showing shareholding pattern of the public

Category	Category & Name of the Shareholders	No. of shareholder	No. of fully paid up equity shares held	No. of Partly paid up equity shares held	No of shares underlying depository receipts	Total no. shares held	Shareholding % calculated as per SCRR, 1957 As a % of (A+B+CZ)	No of voting Rights held in each class of securities			No of shares underlying Outstanding Convertible securities (including warrants)	Shareholding as a % assuming full conversion of convertible securities (as a percentage of diluted share capital) as a % of (A+B+C)	No of locked in Shares		Number of Shares pledged or otherwise encumbered		No. of equity shares held in dematerialized form (Not Applicable)
								No. of Voting Rights					As a % of total Shares held (b)	No. (a)	As a % of total Shares held (b)	No. (a)	
								Class (equity shares)	Class eg Y	Total							
(I)	(II)	(III)	(IV)	(V)	(VI)	(VII)	(VIII)	(IX)			(X)	(XI)=(VII)+(X)	(XII)		(XIV)		
1	B1) Institutions																
(a)	Mutual Funds/	Nil	Nil	Nil	Nil	Nil	Nil	Nil	Nil	Nil	Nil	Nil	Nil	Nil	Nil	Nil	Nil
(b)	Venture Capital Funds	Nil	Nil	Nil	Nil	Nil	Nil	Nil	Nil	Nil	Nil	Nil	Nil	Nil	Nil	Nil	Nil
(c)	Alternate Investment Funds	Nil	Nil	Nil	Nil	Nil	Nil	Nil	Nil	Nil	Nil	Nil	Nil	Nil	Nil	Nil	Nil
(d)	Foreign Venture Capital Investors	Nil	Nil	Nil	Nil	Nil	Nil	Nil	Nil	Nil	Nil	Nil	Nil	Nil	Nil	Nil	Nil
(e)	Foreign Portfolio Investors	Nil	Nil	Nil	Nil	Nil	Nil	Nil	Nil	Nil	Nil	Nil	Nil	Nil	Nil	Nil	Nil
(f)	Financial Institutions/ Banks	Nil	Nil	Nil	Nil	Nil	Nil	Nil	Nil	Nil	Nil	Nil	Nil	Nil	Nil	Nil	Nil
(g)	Insurance Companies	Nil	Nil	Nil	Nil	Nil	Nil	Nil	Nil	Nil	Nil	Nil	Nil	Nil	Nil	Nil	Nil
(h)	Provident Funds/Pension Funds	Nil	Nil	Nil	Nil	Nil	Nil	Nil	Nil	Nil	Nil	Nil	Nil	Nil	Nil	Nil	Nil
	Sub Total B1	Nil	Nil	Nil	Nil	Nil	Nil	Nil	Nil	Nil	Nil	Nil	Nil	Nil	Nil	Nil	Nil



*Amul Sharma*

2	Central Government/ State Government(s)/ President of India	Nil	Nil	Nil	Nil	Nil	Nil	Nil	Nil	Nil	Nil	Nil	Nil	Nil	Nil	Nil	Nil	Nil	Nil	Nil
3	Non-Institutions																			
(a)	Individual share capital up to Rs. 2 Lacs	Nil	Nil	Nil	Nil	Nil	Nil	Nil	Nil	Nil	Nil	Nil	Nil	Nil	Nil	Nil	Nil	Nil	Nil	Nil
	Individual share capital in excess of Rs. 2 Lacs	Nil	Nil	Nil	Nil	Nil	Nil	Nil	Nil	Nil	Nil	Nil	Nil	Nil	Nil	Nil	Nil	Nil	Nil	Nil
(b)	NBFCs registered with RBI	Nil	Nil	Nil	Nil	Nil	Nil	Nil	Nil	Nil	Nil	Nil	Nil	Nil	Nil	Nil	Nil	Nil	Nil	Nil
(c)	Employee Trusts	Nil	Nil	Nil	Nil	Nil	Nil	Nil	Nil	Nil	Nil	Nil	Nil	Nil	Nil	Nil	Nil	Nil	Nil	Nil
(d)	Overseer Depositories (holding DRs)	Nil	Nil	Nil	Nil	Nil	Nil	Nil	Nil	Nil	Nil	Nil	Nil	Nil	Nil	Nil	Nil	Nil	Nil	Nil
(e)	Any Other (specify)	Nil	Nil	Nil	Nil	Nil	Nil	Nil	Nil	Nil	Nil	Nil	Nil	Nil	Nil	Nil	Nil	Nil	Nil	Nil
	Sub Total B3	Nil	Nil	Nil	Nil	Nil	Nil	Nil	Nil	Nil	Nil	Nil	Nil	Nil	Nil	Nil	Nil	Nil	Nil	Nil
	Total Public Shareholding(B)=B1+B2+B3	Nil	Nil	Nil	Nil	Nil	Nil	Nil	Nil	Nil	Nil	Nil	Nil	Nil	Nil	Nil	Nil	Nil	Nil	Nil

Category	Category & Name of the Shareholders	No. of shareholder	No. of fully paid up equity shares held	No. of Partly paid up equity shares held	No. of shares underlying depository receipts	Total no. shares held	Shareholding % calculated as per SCRR, 1957 As a % of (A+B+C2)	No. of voting Rights held in each class of securities			No. of shares underlying Outstanding Convertible securities (including warrants)	Shareholding as a % assuming full conversion of convertible securities (as a percentage of diluted)	No. of locked in Shares		Number of Shares pledged or otherwise encumbered	No. of equity shares held in dematerialized form (Not Applicable)	
								Class (equity shares)	Class eg Y	Total			Total as a % of (A+B+C)	As a % of total Shares held(b)			No.(a)

Table - 4 Statement Showing Shareholding pattern of Non promoter - Non Public Shareholder



*Handwritten signature*

(I)	(II)	(III)	(IV)	(V)	(VI)	(VII)	(VIII)	(IX)	(X)	share capital as a % of (A+B+C)	(XII)	(XIII)	(XIV)
1	Custodian/DR Holder												
(a)	Name of the DR Holder (if available)	Nil	Nil	Nil	Nil	Nil	Nil	Nil	Nil	Nil	Nil	Nil	Nil
	Employee Benefit Trust(Under SEBI(share based Employee Benefit) Regulations,2014)												
2													
(a)	Total Non-Promoter-Non-public Shareholding (c)=(C1)+(C2)	Nil	Nil	Nil	Nil	Nil	Nil	Nil	Nil	Nil	Nil	Nil	Nil



*Handwritten signature*

(I)	(II)	(III)	(IV)	(V)	(VI)	(VII)	(VIII)	(IX)	(X)	(XI)=(VII)+(X)	(XII)	(XIII)	(XIV)
1	Custodian/ DR Holder												
(a)	Name of the DR Holder (if available)	Nil	Nil	Nil	Nil	Nil	Nil	Nil	Nil	Nil	Nil	Nil	Nil
2	Employee Benefit Trust(Under SEBI(share based Employee Benefit) Regulations,2014)												
(a)	Total Non- Promoter-Non public Shareholding (c )=(C1)+(C2)	Nil	Nil	Nil	Nil	Nil	Nil	Nil	Nil	Nil	Nil	Nil	Nil



*Amal Kumar*

Table - 4 Statement Showing Shareholding pattern of Non promoter - Non Public Shareholder

Category	Category & Name of the Shareholders	No. of shareholder	No. of fully paid up preference shares held	No. of Partly paid up preference shares held	No of shares underlying depository receipts	Total no. shares held	Shareholding % calculated as per SCRR, 1957 As a % of (A+B+C2)	No of voting Rights held in each class of securities			No of shares underlying Outstanding Convertible securities (including warrants)	Shareholding as a % assuming full conversion of convertible securities (as a percentage of diluted share capital) as a % of (A+B+C)	No of locked in Shares		No. of preference shares held in dematerialized form (Not Applicable)	
								Class (preference shares)	Class eg Y	Total			No.(a)	As a % of total Shares held(b)		No.(a)
(i)	(ii)	(iii)	(iv)	(v)	(vi)	(vii)	(viii)	(ix)			(x)	(xi)=(vii)+(x)	(xii)	(xiii)	(xiv)	
1	Custodian/ DR Holder															
(a)	Name of the DR Holder (if available) Employee Benefit Trust(Under SEBI(share based Employee Benefit) Regulations,2014)	Nil	Nil	Nil	Nil	Nil	Nil	Nil	Nil	Nil	Nil	Nil	Nil	Nil	Nil	Nil
2	Total Non-Promoter-Non public Shareholding (c)=(C1)+(C2)	Nil	Nil	Nil	Nil	Nil	Nil	Nil	Nil	Nil	Nil	Nil	Nil	Nil	Nil	Nil



*Ant...*